

Wiltshire CAJSNA 2024

Royal Wootton Bassett and Cricklade Community Area Summary Data Pack

Throughout the data pack, if viewing online:



Click on this icon to navigate to the CAJSNA Wiltshire Intelligence website



Click on this icon to view the data sources and references for the indicators



Mental health in Royal Wootton Bassett (RWB) and Cricklade community area

Mental health

Good mental health is important at every stage of life and includes emotional, psychological and social well-being. It affects how we think, feel and act, and plays a significant role in how we handle stress, relate to others and make healthy choices.

Mental health in our population



In RWB and Cricklade, **3.8%** of the population perceived themselves to be in **bad or very bad health**. The Wiltshire rate was 4.2% (2021).

In 2022/23, **10.5%** of residents in this community area registered with a GP had a diagnosis of **depression**, compared with 11.8% in Wiltshire.

Emergency hospital admissions for intentional **self-harm (all ages)** for 2021/22:



Hospital admissions as a result of **self-harm (10-24 years)** for 2021/22:



Protective factors

Having access to open green space is a contributing factor to our mental wellbeing.


Royal Wootton Bassett and Cricklade has ...

-  16 sporting areas
-  21 religious grounds/cemeteries
-  53 public parks/gardens/playing fields and play spaces
-  10 allotments/community growing spaces

Living conditions and mental health are often linked. Having a safe, stable and affordable home is, therefore, a protective factor.



In December 2022, there were **215** households in need of **affordable homes** in RWB and Cricklade, while **60** affordable homes were rented in the area across 2022.

 25.6% of households in this community area are single-person households, compared with 28.2% across Wiltshire.

Risk factors

Adverse life experiences such as domestic abuse and anti-social behaviour can be risk factors for poor mental health.



Across 2018 – 2022:

Persons over 18 reported missing to the police	RWB and Cricklade 7.4	Persons under 18 reported missing to the police	RWB and Cricklade 24.5
	Wiltshire 11.0 Per 10,000 people		Wiltshire 33.8 Per 10,000 people

Reported anti-social behaviour incidents	RWB and Cricklade 93.2	Reported domestic abuse offences	RWB and Cricklade 84.9
	Wiltshire 156.1 Per 10,000 people		Wiltshire 96.3 Per 10,000 people

Number of reported domestic abuse offences where children or young people were present	355 offences RWB and Cricklade
--	--




Cost of living in Royal Wootton Bassett (RWB) and Cricklade community area

Cost of living

Over the past two years, the UK has faced intense cost of living pressures with many struggling to meet the rising costs of essentials. This, combined with existing vulnerabilities, means that an increasing number of households within our communities face a heightened risk of hardship.

The current picture

The **local welfare provision** scheme provides critical short-term help for people in need in the form of financial or household support.



In 2021, **9.2%** of homes in this area were in **fuel poverty**, compared with 10.4% in Wiltshire.



Low incomes in Wiltshire



6.7% of pensioners this area in 2023 received **Pension Credit**, compared with 7.5% in Wiltshire.

10.8% of **children** aged under 16 in this area in 2021/22 lived in a **low-income family**, compared with 12.7% across the county.



16 to 64 year olds in receipt of **Universal Credit** in 2023:



RWB and Cricklade

Wiltshire

In employment	3.6%	4.7%
Not in employment	4.6%	6.0%

Costs

The average annual **cost of residential heating, lighting and hot water** in 2022 in RWB and Cricklade was **£959.90**, compared to £954.92 in Wiltshire.



The median **house price** in Wiltshire has increased by nearly **20%** in the past five years, while annual gross resident earnings have seen an increase of just 13.7%.

At risk groups

Households are classified as **deprived** in the 2021 census based on 4 dimensions or measures: Education, employment, health and housing.

Households in this community area deprived on:

One measure **33.1%**

Two measures **11.1%**

Three measures **1.8%**

Four measures **0.1%**

For children that live in **low-income families** in this area, **44.9%** live in **lone parent families**, compared with 45.9% in Wiltshire.



In Royal Wootton Bassett and Cricklade, **5.8%** of the population are **disabled** with day-to-day activities limited a lot, and **10%** with day-to-day activities limited a little.



2.4% of the population in this area are **economically inactive due to long-term illness or disability**. The county average is 2.9%.

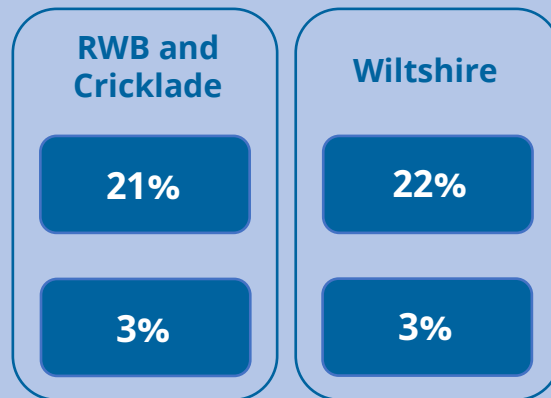
Ageing population in Royal Wootton Bassett (RWB) and Cricklade community area

Ageing population

Wiltshire's population is ageing and, while this presents a unique range of challenges, it also provides an opportunity to positively reshape how we view ageing within our own local communities.

Understanding our ageing population

Proportion of the population in 2021...



By 2040, Wiltshire's population aged 65 years and over is projected to increase by **43%**. Currently just over a fifth of the population is in this age range but this is expected to rise to closer to a third.



Health

In 2021, in RWB and Cricklade, **63%** of those aged 65 years and over consider themselves to be in **good health**, compared with 64% in Wiltshire.

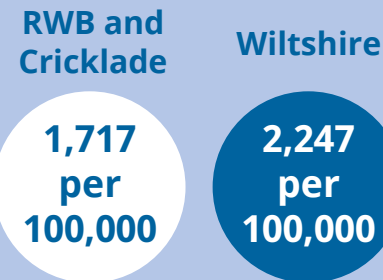


The prevalence of **dementia** in this community area was **0.9%** in 2022/23, which is the same as that across Wiltshire.

As of 2021, **25%** of people aged **50 years and over** in RWB and Cricklade are **disabled** under the Equality Act. This is the same as the proportion for Wiltshire.



Rate of hospital admissions due to **falls** in people aged 65 years and over in 2021/22



Care, support and living arrangements

It is important to consider all factors that influence wellbeing in later life. These can include our neighbourhoods, housing and social care.

In 2021, **13%** of households in RWB and Cricklade were composed of people aged 66+ years **living on their own**, compared with 14% across Wiltshire.



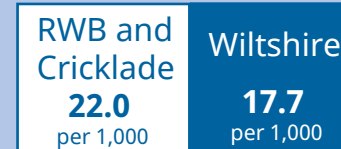
As of 2021, **10%** of people aged 65 and over in this community area provided some form of **unpaid care**, and **4.5%** provided over 50 hours per week.

For those that are of state pension age, **6.7%** in RWB and Cricklade are in receipt of **Pension Credit**, compared with 7.5% in Wiltshire.



Persons aged 65 and over receiving support to live independently (2022/23)

Through the provision of home care services:



Through the provision of direct payments:



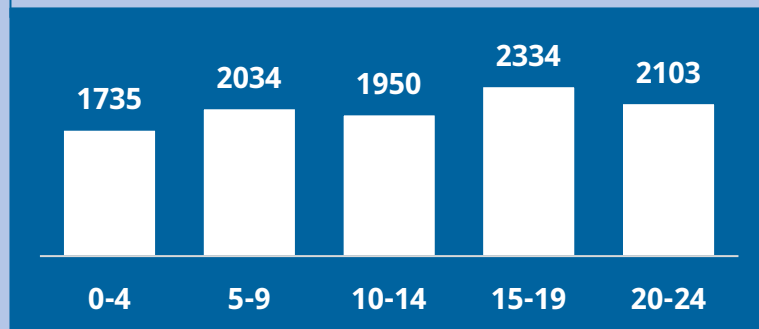
Children and young people in Royal Wootton Bassett (RWB) and Cricklade community area

Children and young people

Supporting and improving life chances for children and young people is key to the future of Wiltshire. Providing families with access to services that meet their needs at an early stage is crucial to making sure every child and young person has the best possible start in life.

Understanding our younger population

Under 25 year olds in RWB and Cricklade in 2021:



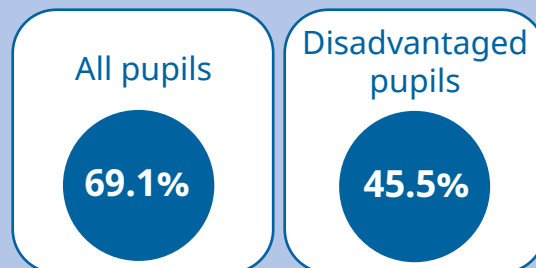
In 2021, the rate of those aged under 15 years providing **unpaid care** in RWB and Cricklade was **105.0** per 10,000 people. The rate for Wiltshire was 96.3 per 10,000.



10.8% of children aged under 16 in this area live in a **low-income family**, compared with 12.7% in Wiltshire.

Education and employment

Pupils achieving a good level of development at the end of the Early Years Foundation Stage in RWB and Cricklade schools:



Disadvantaged pupils defined as currently eligible/have been eligible within the last 6 years for free school meals, are looked after or have left care through a formal route.

21.9% of pupils aged 4 to 18 years old in this community area in 2023 have **special educational needs**.



Rate of **unemployment** (but actively seeking work) in 16 – 24 year olds

RWB and Cricklade

517.2
per 10,000

Wiltshire

743.3
per 10,000

Health

34.7% percent of children aged 10-11 years are **obese or overweight** in this area, compared with 31.5% in Wiltshire.



Hospital admissions as a result of **self-harm** (10-24 years)

Almost 650 young people admitted in Wiltshire, in 2021/22.

Rate per 100,000:

Wiltshire
778.0

England
427.3

In this community area across 2023 there were **390** accepted referrals into **Children and Adolescent Mental Health Services (CAMHS)**.

Safety

Across the last three years, **28.2** per 10,000 under 18-year-olds in this area were in treatment for **substance misuse**, compared with 29.6 per 10,000 in Wiltshire.



Crimes involving persons under 18 years old (2018 – 2022)

RWB and Cricklade
17.2

Wiltshire
15.5
Per 10,000 people

Knife crimes involving under 18 year olds (2018 – 2022)

RWB and Cricklade
3.3

Wiltshire
2.3
Per 10,000 people

Data sources and references

Theme	Section title	Reference title	Data source	Date	Link
Mental health	Mental health in our population	Proportion of the population in bad or very health	Census 2021, Office for National Statistics	2021	TS037 - General health - Nomis - Official Census and Labour Market Statistics (nomisweb.co.uk)
Mental health	Mental health in our population	Proportion of the population registered with a GP with a diagnosis of depression	Quality and Outcomes Framework (QOF), NHS Digital	2022/23	Quality and Outcomes Framework, 2022-23 - NHS Digital
Mental health	Mental health in our population	Emergency hospital admissions for self-harm (all ages)	Hospital Episode Statistics (HES), NHS Digital	2021/22	Public health profiles - OHID (phe.org.uk)
Mental health	Mental health in our population	Hospital admissions as a result of self-harm in children and young people aged 10-24 years	Hospital Episode Statistics (HES), NHS Digital	2021/22	Public health profiles - OHID (phe.org.uk)
Mental health	Protective factors	Number of open green spaces	Ordnance Survey	August 2023	OS Open Greenspace OS Data downloads OS Data Hub
Mental health	Protective factors	Affordable housing need and supply	Wiltshire Council Housing Team	December 2022	Not in the public domain. For details please contact: intelligence@wiltshire.gov.uk
Mental health	Protective factors	One-person households	Census 2021, Office for National Statistics	2021	TS003 - Household composition - Nomis - Official Census and Labour Market Statistics (nomisweb.co.uk)
Mental health	Risk factors	Persons over 18 reported missing to the police	Wiltshire Police	2018-2022	Not in the public domain. For details please contact: intelligence@wiltshire.gov.uk



Data sources and references

Theme	Section title	Reference title	Data source	Date	Link
Mental health	Risk factors	Persons under 18 reported missing to the police	Wiltshire Police	2018-2022	Not in the public domain. For details please contact: intelligence@wiltshire.gov.uk
Mental health	Risk factors	Reported anti-social behaviour incidents	Wiltshire Police	2018-2022	Not in the public domain. For details please contact: intelligence@wiltshire.gov.uk
Mental health	Risk factors	Reported domestic abuse offences	Wiltshire Police	2018-2022	Not in the public domain. For details please contact: intelligence@wiltshire.gov.uk
Mental health	Risk factors	Reported domestic abuse offences where children or young people were present	Wiltshire Police	2018-2022	Not in the public domain. For details please contact: intelligence@wiltshire.gov.uk
Cost of living	The current picture	Number of claims made to the local welfare provision scheme	Wiltshire Council Revenue and Benefits Team	2019/20 and 2022/23	Not in the public domain. For details please contact: intelligence@wiltshire.gov.uk
Cost of living	The current picture	Percentage of homes experiencing fuel poverty	Department for Energy Security and Net Zero	2021	Sub-regional fuel poverty data - GOV.UK (www.gov.uk)
Cost of living	Low incomes in Wiltshire	Percentage of pensioners in receipt of pension credit	Department for Work and Pensions, Stat X-Plore	February 2023	stat-xplore.dwp.gov.uk



Data sources and references

Theme	Section title	Reference title	Data source	Date	Link
Cost of living	Low incomes in Wiltshire	Percentage of children under 16 living in low income families	Department for Work and Pensions	2021/22	Children in low income families: local area statistics - GOV.UK (www.gov.uk)
Cost of living	Low incomes in Wiltshire	Percentage of persons in receipt of Universal Credit	Department for Work and Pensions, Stat X-Plore	February 2023	https://stat-xplore.dwp.gov.uk/
Cost of living	Costs	Estimated annual average lighting, heating and hot water costs	Department for Levelling Up, Housing and Communities	2022	Energy Performance of Buildings Data England and Wales (opendatacommunities.org)
Cost of living	Costs	Median house price and annual gross resident earnings	House price to residence-based earnings ratio, Office for National Statistics,	2018 - 2022	House price to residence-based earnings ratio - Office for National Statistics (ons.gov.uk)
Cost of living	At risk groups	Percentage of households classified as deprived by the four deprivation dimensions of education, employment, health and housing	Census 2021, Office for National Statistics	2021	TS011 - Households by deprivation dimensions - Nomis - Official Census and Labour Market Statistics (nomisweb.co.uk)
Cost of living	At risk groups	Percentage of children under 16 in low income families living in lone parent families	Department for Work and Pensions	2021/22	Children in low income families: local area statistics - GOV.UK (www.gov.uk)



Data sources and references

Theme	Section title	Reference title	Data source	Date	Link
Cost of living	At risk groups	Percentage of the population disabled under the Equality Act where daily activities are limited a lot and a little	Census 2021, Office for National Statistics	2021	TS038 - Disability - Nomis - Official Census and Labour Market Statistics (nomisweb.co.uk)
Cost of living	At risk groups	Percentage of the population economically inactive due to long-term illness or disability	Census 2021, Office for National Statistics	2021	TS066 - Economic activity status - Nomis - Official Census and Labour Market Statistics (nomisweb.co.uk)
Ageing population	Understanding our ageing population	Percentage of the population aged 65 years and over and 85 years and over	Census 2021, Office for National Statistics	2021	RM121 - Sex by age - Nomis - Official Census and Labour Market Statistics (nomisweb.co.uk)
Ageing population	Understanding our ageing population	Projected growth in the population aged 65 years and over	Population projections for local authorities, Office for National Statistics	2018	Population projections for Local Authorities - Office for National Statistics
Ageing population	Health	Percentage of the population aged 65 years and over who consider themselves in good health	Census 2021, Office for National Statistics	2021	RM043 - General health by age - Nomis - Official Census and Labour Market Statistics (nomisweb.co.uk)
Ageing population	Health	Dementia prevalence	Quality and Outcomes Framework (QOF), NHS Digital	2022/23	Quality and Outcomes Framework, 2022-23 - NHS Digital
Ageing population	Health	Percentage of persons aged 50 years and over disabled under the Equality Act	Census 2021, Office for National Statistics	2021	RM070 - Disability by age - Nomis - Official Census and Labour Market Statistics (nomisweb.co.uk)



Data sources and references

Theme	Section title	Reference title	Data source	Date	Link
Ageing population	Health	Hospital admissions due to falls in persons aged 65 years and over	Hospital Episode Statistics (HES), NHS Digital	2021/22	Not in the public domain. For details please contact: intelligence@wiltshire.gov.uk
Ageing population	Care, support and living arrangements	Percentage of the population aged 66 years and over living alone	Census 2021, Office for National Statistics	2021	TS003 - Household composition - Nomis - Official Census and Labour Market Statistics (nomisweb.co.uk)
Ageing population	Care, support and living arrangements	Percentage of the population aged 65 years and over providing unpaid care	Census 2021, Office for National Statistics	2021	RM113 - Provision of unpaid care by age - Nomis - Official Census and Labour Market Statistics (nomisweb.co.uk)
Ageing population	Care, support and living arrangements	Percentage of pensioners in receipt of pension credit	Department for Work and Pensions, Stat X-Plore	February 2023	stat-xplore.dwp.gov.uk
Ageing population	Care, support and living arrangements	Persons aged 65 and over receiving support to live independently (2022/23)	Wiltshire Council Adult Social Care Team	2022/23	Not in the public domain. For details please contact: intelligence@wiltshire.gov.uk
Children and young people	Understanding our younger population	Numbers of children and young people aged 0-24 years by five year age band	Census 2021, Office for National Statistics	2021	RM121 - Sex by age - Nomis - Official Census and Labour Market Statistics (nomisweb.co.uk)
Children and young people	Understanding our younger population	Children and young people aged under 15 years providing unpaid care	Census 2021, Office for National Statistics	2021	RM113 - Provision of unpaid care by age - Nomis - Official Census and Labour Market Statistics (nomisweb.co.uk)



Data sources and references

Theme	Section title	Reference title	Data source	Date	Link
Children and young people	Understanding our younger population	Percentage of children under 16 living in low income families	Department for Work and Pensions	2021/22	Children in low income families: local area statistics - GOV.UK (www.gov.uk)
Children and young people	Education and employment	Pupils achieving a good level of development at the end of the early years foundation stage	Wiltshire Council Children's Performance, Outcomes and Quality Assurance Team	2022	Not in the public domain. For details please contact: intelligence@wiltshire.gov.uk
Children and young people	Education and employment	Percentage of pupils aged 4 to 18 years with special educational needs	Wiltshire Council Children's Performance, Outcomes and Quality Assurance Team	May 2023	Not in the public domain. For details please contact: intelligence@wiltshire.gov.uk
Children and young people	Education and employment	Persons aged 16-24 years unemployed but seeking work (economically active)	Census 2021, Office for National Statistics	2021	RM024 - Economic activity status by sex by age - Nomis - Official Census and Labour Market Statistics (nomisweb.co.uk)
Children and young people	Health	Percentage of children aged 10-11 years who are obese or overweight	National Child Measurement Programme (NCMP)	2018/19 2021/22 2022/23	Not in the public domain. For details please contact: intelligence@wiltshire.gov.uk
Children and young people	Health	Hospital admissions as a result of self-harm in children and young people aged 10-24 years	Hospital Episode Statistics (HES), NHS Digital	2021/22	Public health profiles - OHID (phe.org.uk)



Data sources and references

Theme	Section title	Reference title	Data source	Date	Link
Children and young people	Health	Accepted referrals into Children and Adolescent Mental Health Services (CAMHS).	Oxford Health NHS Trust	Dec 2022 - Dec 2023	Not in the public domain. For details please contact: intelligence@wiltshire.gov.uk
Children and young people	Safety	Persons under 18 years in treatment for substance misuse	Wiltshire Council Connect Substance Use Service	2020/21 - 2022/23	Not in the public domain. For details please contact: intelligence@wiltshire.gov.uk
Children and young people	Safety	Crimes involving persons under 18 years	Wiltshire Police	2018 - 2022	Not in the public domain. For details please contact: intelligence@wiltshire.gov.uk
Children and young people	Safety	Knife crimes involving persons under 18 years	Wiltshire Police	2018 - 2022	Not in the public domain. For details please contact: intelligence@wiltshire.gov.uk

To explore the full Community Area Joint Strategic Needs Assessment, as well as a range of other data, information and reports on Wiltshire, please visit: www.wiltshireintelligence.org.uk

