

Wiltshire CAJSNA 2024

Calne Community Area Summary Data Pack

Throughout the data pack, if viewing online:



Click on this icon to navigate to the CAJSNA Wiltshire Intelligence website



Click on this icon to view the data sources and references for the indicators



Mental health in Calne community area

Mental health

Good mental health is important at every stage of life and includes emotional, psychological and social well-being. It affects how we think, feel and act, and plays a significant role in how we handle stress, relate to others and make healthy choices.

Mental health in our population



In Calne, **4.2%** of the population perceived themselves to be in **bad or very bad health**. This is the same as the county average of 4.2% (2021).

In 2022/23, **12.1%** of residents in this community area registered with a GP had a diagnosis of **depression** compared with 11.8% in Wiltshire.

Emergency hospital admissions for intentional **self-harm (all ages)** for 2021/22:



Hospital admissions as a result of **self-harm (10-24 years)** for 2021/22:



Protective factors

Having access to open green space is a contributing factor to our mental wellbeing.


In Calne there are...

-  11 sporting areas
-  16 religious grounds/cemeteries
-  41 public parks/gardens/playing fields and play spaces
-  3 allotments/community growing spaces

Living conditions and mental health are often linked. Having a safe, stable and affordable home is, therefore, a protective factor.



In December 2022, there were **180** households in need of **affordable homes** in Calne, while **85** affordable homes were rented in the area across 2022.

 26.8% of households in this community area are single-person households, compared with 28.2% across Wiltshire.

Risk factors

Adverse life experiences such as domestic abuse and anti-social behaviour can be risk factors for poor mental health.



Across 2018 – 2022:

| | | | |
|--|---|---|---|
| Persons over 18 reported missing to the police | Calne 10.6 | Persons under 18 reported missing to the police | Calne 24.0 |
| | Wiltshire 11.0 Per 10,000 people | | Wiltshire 33.8 Per 10,000 people |

| | | | |
|--|--|----------------------------------|---|
| Reported anti-social behaviour incidents | Calne 152.8 | Reported domestic abuse offences | Calne 97.0 |
| | Wiltshire 156.1 Per 10,000 people | | Wiltshire 96.3 Per 10,000 people |

| | |
|--|------------------------------|
| Number of reported domestic abuse offences where children or young people were present | Calne 304 offences |
|--|------------------------------|



Cost of living in Calne community area

Cost of living

Over the past two years, the UK has faced intense cost of living pressures with many struggling to meet the rising costs of essentials. This, combined with existing vulnerabilities, means that an increasing number of households within our communities face a heightened risk of hardship.

The current picture

The **local welfare provision** scheme provides critical short-term help for people in need in the form of financial or household support.



In 2021, **9.2%** of homes in this area were in **fuel poverty**, compared with 10.4% in Wiltshire.



Low incomes in Wiltshire



8.7% of pensioners in Calne in 2023 received **Pension Credit**, compared with 7.5% in Wiltshire.

14.5% of **children** aged under 16 in this area in 2021/22 lived in a **low-income family**, compared with 12.7% across the county.



16 to 64 year olds in receipt of **Universal Credit** in 2023:



| | Calne | Wiltshire |
|-------------------|-------|-----------|
| In employment | 5.3% | 4.7% |
| Not in employment | 6.7% | 6.0% |

Costs

The average annual **cost of residential heating, lighting and hot water** in 2022 in Calne was **£813.56**, compared to £954.92 in Wiltshire.



The median **house price** in Wiltshire has increased by nearly **20%** in the past five years, while annual gross resident earnings have seen an increase of just 13.7%.

At risk groups

Households are classified as **deprived** in the 2021 census based on 4 dimensions or measures: Education, employment, health and housing.

Households in this community area

deprived on:

One measure

32.5%

Two measures

11.9%

Three measures

2.3%

Four measures

0.05%

For children that live in **low-income families** in this area, **44.6%** live in **lone parent families**, compared with 45.9% in Wiltshire.



In Calne, **6.2%** of the population are **disabled** with day-to-day activities limited a lot, and **10.9%** with day-to-day activities limited a little.



3.0% of the population in this area are **economically inactive due to long-term illness or disability**. The county average is 2.9%.

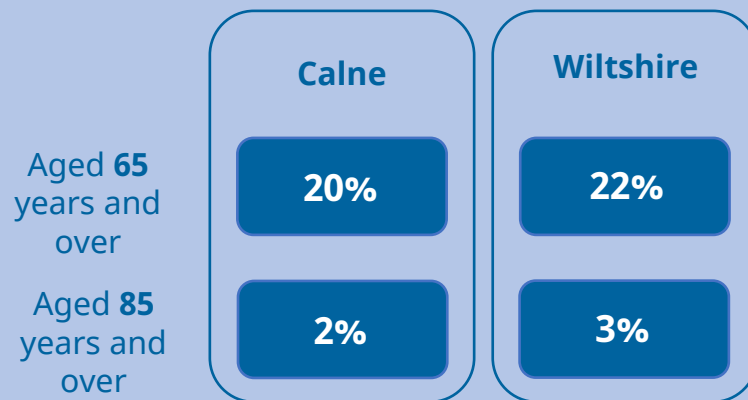
Ageing population in Calne community area

Ageing population

Wiltshire's population is ageing and, while this presents a unique range of challenges, it also provides an opportunity to positively reshape how we view ageing within our own local communities.

Understanding our ageing population

Proportion of the population in 2021...



By 2040, Wiltshire's population aged 65 years and over is projected to increase by **43%**. Currently just over a fifth of the population is in this age range but this is expected to rise to closer to a third.



Health

In 2021, in Calne, **64%** of those aged 65 years and over consider themselves to be in **good health**, the same as the overall Wiltshire rate.

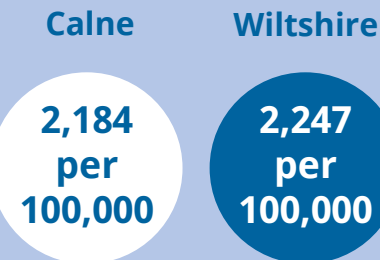


The prevalence of **dementia** in this community area was **0.7%** in 2022/23, compared with 0.9% across Wiltshire.

As of 2021, **24%** of people aged **50 years and over** in Calne are **disabled** under the Equality Act. This is similar to the proportion for Wiltshire (25%).



Rate of hospital admissions due to **falls** in people aged 65 years and over in 2021/22



Care, support and living arrangements

It is important to consider all factors that influence wellbeing in later life. These can include our neighbourhoods, housing and social care.

In 2021, **12%** of households in Calne were composed of people aged 66+ years **living on their own**, compared with 14% across Wiltshire.



As of 2021, **10.1%** of people aged 65 and over in this community area provided some form of **unpaid care**, and **4.2%** provided over 50 hours per week.

For those that are of state pension age, **8.7%** in Calne are in receipt of **Pension Credit**, compared with 7.5% in Wiltshire.



Persons aged 65 and over receiving support to live independently (2022/23)

Through the provision of home care services:



Through the provision of direct payments:



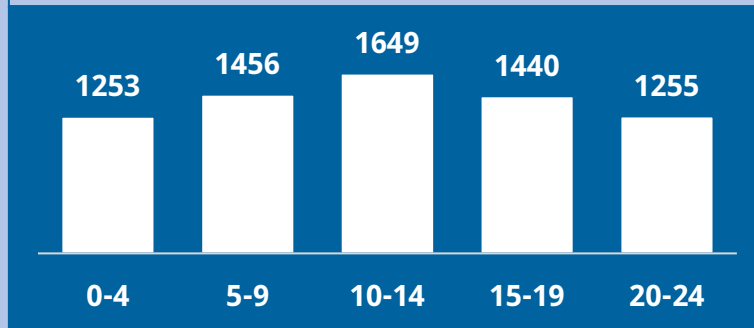
Children and young people in Calne community area

Children and young people

Supporting and improving life chances for children and young people is key to the future of Wiltshire. Providing families with access to services that meet their needs at an early stage is crucial to making sure every child and young person has the best possible start in life.

Understanding our younger population

Under 25 year olds in Calne in 2021:



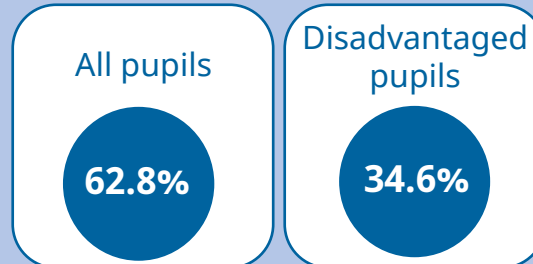
In 2021, the rate of those aged under 15 years providing **unpaid care** in Calne was 129.5 per 10,000 people. The rate for Wiltshire was 96.3 per 10,000.



14.5% of children aged under 16 in this area live in a **low-income family**, compared with 12.7% in Wiltshire.

Education and employment

Pupils achieving a good level of development at the end of the Early Years Foundation Stage in Calne schools:



Disadvantaged pupils defined as currently eligible/have been eligible within the last 6 years for free school meals, are looked after or have left care through a formal route.

23.1% of pupils aged 4 to 18 years old in this community area in 2023 have **special educational needs**.



Rate of **unemployment** (but actively seeking work) in 16 – 24 year olds



Health

32.9% percent of children aged 10-11 years are **obese or overweight** in Calne, compared with 31.5% in Wiltshire.



Hospital admissions as a result of **self-harm** (10-24 years)

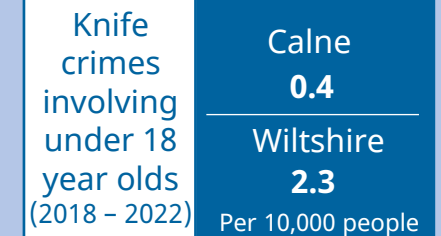
Almost 650 young people admitted in Wiltshire, in 2021/22.



In this community area across 2023 there were **260** accepted referrals into **Children and Adolescent Mental Health Services (CAMHS)**.

Safety

Across the last three years, **42.4** per 10,000 under 18-year-olds in this area were in treatment for **substance misuse**, compared with 29.6 per 10,000 in Wiltshire.



Data sources and references

| Theme | Section title | Reference title | Data source | Date | Link |
|-------------------------------|---------------------------------|--|---|---------------|--|
| Mental health | Mental health in our population | Proportion of the population in bad or very health | Census 2021, Office for National Statistics | 2021 | TS037 - General health - Nomis - Official Census and Labour Market Statistics (nomisweb.co.uk) |
| Mental health | Mental health in our population | Proportion of the population registered with a GP with a diagnosis of depression | Quality and Outcomes Framework (QOF), NHS Digital | 2022/23 | Quality and Outcomes Framework, 2022-23 - NHS Digital |
| Mental health | Mental health in our population | Emergency hospital admissions for self-harm (all ages) | Hospital Episode Statistics (HES), NHS Digital | 2021/22 | Public health profiles - OHID (phe.org.uk) |
| Mental health | Mental health in our population | Hospital admissions as a result of self-harm in children and young people aged 10-24 years | Hospital Episode Statistics (HES), NHS Digital | 2021/22 | Public health profiles - OHID (phe.org.uk) |
| Mental health | Protective factors | Number of open green spaces | Ordnance Survey | August 2023 | OS Open Greenspace OS Data downloads OS Data Hub |
| Mental health | Protective factors | Affordable housing need and supply | Wiltshire Council Housing Team | December 2022 | Not in the public domain. For details please contact: intelligence@wiltshire.gov.uk |
| Mental health | Protective factors | One-person households | Census 2021, Office for National Statistics | 2021 | TS003 - Household composition - Nomis - Official Census and Labour Market Statistics (nomisweb.co.uk) |
| Mental health | Risk factors | Persons over 18 reported missing to the police | Wiltshire Police | 2018-2022 | Not in the public domain. For details please contact: intelligence@wiltshire.gov.uk |



Data sources and references

| Theme | Section title | Reference title | Data source | Date | Link |
|--------------------------------|--------------------------|--|--|---------------------|--|
| Mental health | Risk factors | Persons under 18 reported missing to the police | Wiltshire Police | 2018-2022 | Not in the public domain. For details please contact: intelligence@wiltshire.gov.uk |
| Mental health | Risk factors | Reported anti-social behaviour incidents | Wiltshire Police | 2018-2022 | Not in the public domain. For details please contact: intelligence@wiltshire.gov.uk |
| Mental health | Risk factors | Reported domestic abuse offences | Wiltshire Police | 2018-2022 | Not in the public domain. For details please contact: intelligence@wiltshire.gov.uk |
| Mental health | Risk factors | Reported domestic abuse offences where children or young people were present | Wiltshire Police | 2018-2022 | Not in the public domain. For details please contact: intelligence@wiltshire.gov.uk |
| Cost of living | The current picture | Number of claims made to the local welfare provision scheme | Wiltshire Council Revenue and Benefits Team | 2019/20 and 2022/23 | Not in the public domain. For details please contact: intelligence@wiltshire.gov.uk |
| Cost of living | The current picture | Percentage of homes experiencing fuel poverty | Department for Energy Security and Net Zero | 2021 | Sub-regional fuel poverty data - GOV.UK (www.gov.uk) |
| Cost of living | Low incomes in Wiltshire | Percentage of pensioners in receipt of pension credit | Department for Work and Pensions, Stat X-Plore | February 2023 | stat-xplore.dwp.gov.uk |



Data sources and references

| Theme | Section title | Reference title | Data source | Date | Link |
|--------------------------------|--------------------------|---|--|---------------|--|
| Cost of living | Low incomes in Wiltshire | Percentage of children under 16 living in low income families | Department for Work and Pensions | 2021/22 | Children in low income families: local area statistics - GOV.UK (www.gov.uk) |
| Cost of living | Low incomes in Wiltshire | Percentage of persons in receipt of Universal Credit | Department for Work and Pensions, Stat X-Plore | February 2023 | https://stat-xplore.dwp.gov.uk/ |
| Cost of living | Costs | Estimated annual average lighting, heating and hot water costs | Department for Levelling Up, Housing and Communities | 2022 | Energy Performance of Buildings Data England and Wales (opendatacommunities.org) |
| Cost of living | Costs | Median house price and annual gross resident earnings | House price to residence-based earnings ratio, Office for National Statistics, | 2018 - 2022 | House price to residence-based earnings ratio - Office for National Statistics (ons.gov.uk) |
| Cost of living | At risk groups | Percentage of households classified as deprived by the four deprivation dimensions of education, employment, health and housing | Census 2021, Office for National Statistics | 2021 | TS011 - Households by deprivation dimensions - Nomis - Official Census and Labour Market Statistics (nomisweb.co.uk) |
| Cost of living | At risk groups | Percentage of children under 16 in low income families living in lone parent families | Department for Work and Pensions | 2021/22 | Children in low income families: local area statistics - GOV.UK (www.gov.uk) |



Data sources and references

| Theme | Section title | Reference title | Data source | Date | Link |
|-----------------------------------|-------------------------------------|--|--|---------|--|
| Cost of living | At risk groups | Percentage of the population disabled under the Equality Act where daily activities are limited a lot and a little | Census 2021, Office for National Statistics | 2021 | TS038 - Disability - Nomis - Official Census and Labour Market Statistics (nomisweb.co.uk) |
| Cost of living | At risk groups | Percentage of the population economically inactive due to long-term illness or disability | Census 2021, Office for National Statistics | 2021 | TS066 - Economic activity status - Nomis - Official Census and Labour Market Statistics (nomisweb.co.uk) |
| Ageing population | Understanding our ageing population | Percentage of the population aged 65 years and over and 85 years and over | Census 2021, Office for National Statistics | 2021 | RM121 - Sex by age - Nomis - Official Census and Labour Market Statistics (nomisweb.co.uk) |
| Ageing population | Understanding our ageing population | Projected growth in the population aged 65 years and over | Population projections for local authorities, Office for National Statistics | 2018 | Population projections for Local Authorities - Office for National Statistics |
| Ageing population | Health | Percentage of the population aged 65 years and over who consider themselves in good health | Census 2021, Office for National Statistics | 2021 | RM043 - General health by age - Nomis - Official Census and Labour Market Statistics (nomisweb.co.uk) |
| Ageing population | Health | Dementia prevalence | Quality and Outcomes Framework (QOF), NHS Digital | 2022/23 | Quality and Outcomes Framework, 2022-23 - NHS Digital |
| Ageing population | Health | Percentage of persons aged 50 years and over disabled under the Equality Act | Census 2021, Office for National Statistics | 2021 | RM070 - Disability by age - Nomis - Official Census and Labour Market Statistics (nomisweb.co.uk) |



Data sources and references

| Theme | Section title | Reference title | Data source | Date | Link |
|---|---------------------------------------|--|--|---------------|--|
| Ageing population | Health | Hospital admissions due to falls in persons aged 65 years and over | Hospital Episode Statistics (HES), NHS Digital | 2021/22 | Not in the public domain. For details please contact: intelligence@wiltshire.gov.uk |
| Ageing population | Care, support and living arrangements | Percentage of the population aged 66 years and over living alone | Census 2021, Office for National Statistics | 2021 | TS003 - Household composition - Nomis - Official Census and Labour Market Statistics (nomisweb.co.uk) |
| Ageing population | Care, support and living arrangements | Percentage of the population aged 65 years and over providing unpaid care | Census 2021, Office for National Statistics | 2021 | RM113 - Provision of unpaid care by age - Nomis - Official Census and Labour Market Statistics (nomisweb.co.uk) |
| Ageing population | Care, support and living arrangements | Percentage of pensioners in receipt of pension credit | Department for Work and Pensions, Stat X-Plore | February 2023 | stat-xplore.dwp.gov.uk |
| Ageing population | Care, support and living arrangements | Persons aged 65 and over receiving support to live independently (2022/23) | Wiltshire Council Adult Social Care Team | 2022/23 | Not in the public domain. For details please contact: intelligence@wiltshire.gov.uk |
| Children and young people | Understanding our younger population | Numbers of children and young people aged 0-24 years by five year age band | Census 2021, Office for National Statistics | 2021 | RM121 - Sex by age - Nomis - Official Census and Labour Market Statistics (nomisweb.co.uk) |
| Children and young people | Understanding our younger population | Children and young people aged under 15 years providing unpaid care | Census 2021, Office for National Statistics | 2021 | RM113 - Provision of unpaid care by age - Nomis - Official Census and Labour Market Statistics (nomisweb.co.uk) |



Data sources and references

| Theme | Section title | Reference title | Data source | Date | Link |
|---|--------------------------------------|---|---|-------------------------------|--|
| Children and young people | Understanding our younger population | Percentage of children under 16 living in low income families | Department for Work and Pensions | 2021/22 | Children in low income families: local area statistics - GOV.UK (www.gov.uk) |
| Children and young people | Education and employment | Pupils achieving a good level of development at the end of the early years foundation stage | Wiltshire Council Children's Performance, Outcomes and Quality Assurance Team | 2022 | Not in the public domain. For details please contact: intelligence@wiltshire.gov.uk |
| Children and young people | Education and employment | Percentage of pupils aged 4 to 18 years with special educational needs | Wiltshire Council Children's Performance, Outcomes and Quality Assurance Team | May 2023 | Not in the public domain. For details please contact: intelligence@wiltshire.gov.uk |
| Children and young people | Education and employment | Persons aged 16-24 years unemployed but seeking work (economically active) | Census 2021, Office for National Statistics | 2021 | RM024 - Economic activity status by sex by age - Nomis - Official Census and Labour Market Statistics (nomisweb.co.uk) |
| Children and young people | Health | Percentage of children aged 10-11 years who are obese or overweight | National Child Measurement Programme (NCMP) | 2018/19 2021/22 2022/23 | Not in the public domain. For details please contact: intelligence@wiltshire.gov.uk |
| Children and young people | Health | Hospital admissions as a result of self-harm in children and young people aged 10-24 years | Hospital Episode Statistics (HES), NHS Digital | 2021/22 | Public health profiles - OHID (phe.org.uk) |



Data sources and references

| Theme | Section title | Reference title | Data source | Date | Link |
|---|---------------|---|---|---------------------------|---|
| Children and young people | Health | Accepted referrals into Children and Adolescent Mental Health Services (CAMHS). | Oxford Health NHS Trust | Dec 2022 - Dec 2023 | Not in the public domain. For details please contact: intelligence@wiltshire.gov.uk |
| Children and young people | Safety | Persons under 18 years in treatment for substance misuse | Wiltshire Council Connect Substance Use Service | 2020/21 - 2022/23 | Not in the public domain. For details please contact: intelligence@wiltshire.gov.uk |
| Children and young people | Safety | Crimes involving persons under 18 years | Wiltshire Police | 2018 - 2022 | Not in the public domain. For details please contact: intelligence@wiltshire.gov.uk |
| Children and young people | Safety | Knife crimes involving persons under 18 years | Wiltshire Police | 2018 - 2022 | Not in the public domain. For details please contact: intelligence@wiltshire.gov.uk |

To explore the full Community Area Joint Strategic Needs Assessment, as well as a range of other data, information and reports on Wiltshire, please visit: www.wiltshireintelligence.org.uk

