



Population

Wiltshire has an estimated population of 490,018 persons



The population in Wiltshire has risen by 4.7% since 2013

0-19 Yrs

20% of those registered in Wiltshire are aged 19 or below. 23% of England residents are 19 or below

20-64 Yrs

58% of those registered in Wiltshire are between 20-64 years. 60% of England residents are 20-64

65+ Yrs

22% of those registered in Wiltshire are aged over 65 years. 17% of England residents are over 65

(1)

Life Expectancy



Wiltshire 82.1 Yrs

England 79.5 Yrs



Wiltshire 84.8 Yrs

England 83.1 Yrs

Male life expectancy at 65 in Wiltshire is 20.2 years, compared to 18.8 for England. Female life expectancy at 65 in Wiltshire is 22.2 years, compared to 21.1 for England

Healthy life expectancy in Wiltshire is 64.7 for males and 66.3 for females. In England healthy life expectancy is 63.3 for males and 63.9 for females (2)

Deprivation

5% of Wiltshire residents live in some of the most deprived areas nationally. 29% of Wiltshire residents live in some of the least deprived areas nationally

Out of the 37 local areas, Wiltshire ranks as the 28th least deprived area in the southwest

(3)



Cancer


In 2017 Cancer Was the leading cause of death in Wiltshire, accounting for 27% of all deaths and 44% of under 75s (1)

Cancer accounted for 9% of hospital admissions in Wiltshire during 2017/18 (2)

Cancer mortality

Cancer mortality in Wiltshire for under 75s was 118 per 100,000, compared to 136 per 100,000 in England (3)

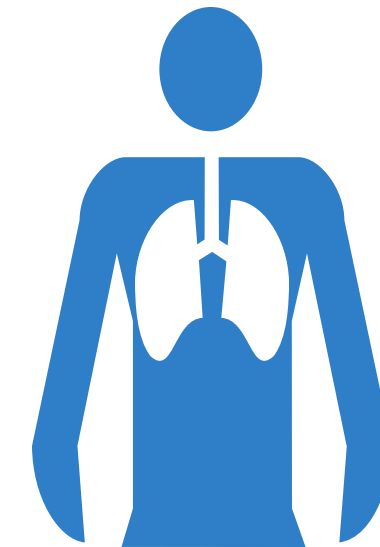
Cardiovascular Disease



Cardiovascular disease accounting for 26% of all deaths in Wiltshire and 20% of under 75s

(1)

COPD



COPD has a registered prevalence of 1.8% in Wiltshire, compared to 1.9% in England. With a diagnosis rate of 19.2% in Wiltshire compared to 23.3% in England (4)

1386 people per 100,000 were admitted due to respiratory conditions in Wiltshire in 2017/18, compared to 1876 per 100,000 in England (2)

Respiratory causes accounted for 12% of all deaths in Wiltshire and 9% of under 75s

(1)

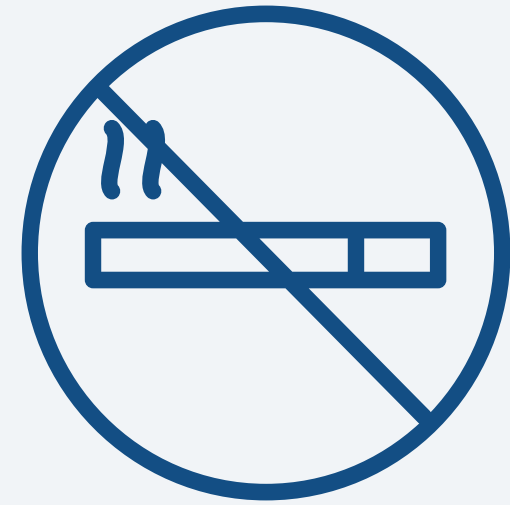
Mental Health

There is a 0.8% registered prevalence of Mental Health conditions in Wiltshire, compared to 0.9% for England

(4)



Smoking



In 2016/17 1,184 per 100,000 of smokers in Wiltshire had successfully quit smoking at 4 weeks, compared 1,627 per 100,000 in England (1)

Obesity

In 2016/17 the prevalence of adult obesity in Wiltshire was 9.3%, below the England prevalence of 9.7%



(2)

In 2016/17 21.5% of reception year children in Wiltshire were overweight or obese, below the England prevalence of 22.6%

In 2016/17 28.3% of year 6 children in Wiltshire were overweight or obese, below the England prevalence of 34.2%


(3)

Screening



79% of eligible women in Wiltshire were screened for breast cancer in 2017, with 75.4% in England being screened

75.9% of eligible women in Wiltshire were screened for cervical cancer in 2017, above England at 72%



63.9% of eligible people in Wiltshire were screened for bowel cancer in 2017, compared to 58.8% for England (4)

Injury

9.8 under 15 year olds per 1,000 in Wiltshire were admitted due to injury in 2016/17, below the England rate of 10.1 per 1,000



(5)




The admission rate due to falls in Wiltshire was 2,010 per 100,000 people, below England's rate of 2,110 per 100,000

(6)



Flu Vaccine



National data shows that 51.5% of Wiltshire residents at risk received the influenza vaccine, above 48.9% for the whole of England

(1)

Childhood vaccinations

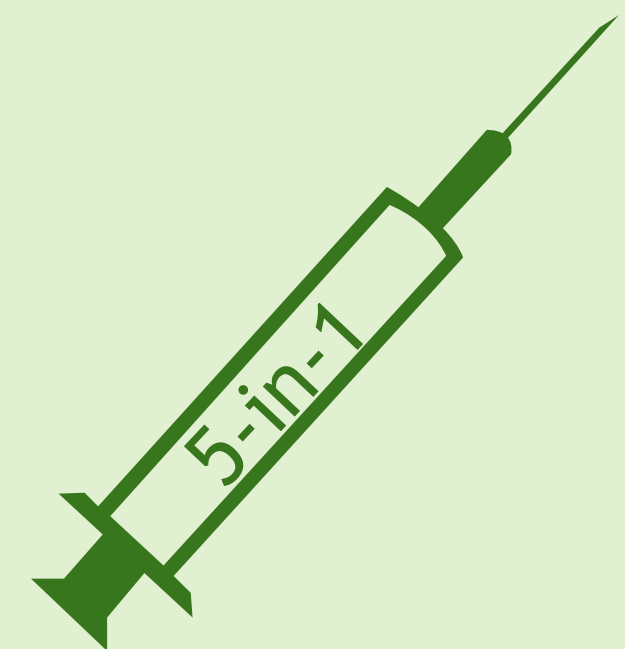


PCV: 96.5% of eligible children in Wiltshire received the pneumococcal vaccine by age 1, above 93.3% in England


94.0% of eligible children in Wiltshire received their first dose of MMR by age 2, but only 89.1% received their second dose by age 5. Above England rates of 91.2% and 87.2% respectively



96.2% of eligible children in Wiltshire received 3 doses of the 5-in-1 vaccine by age 1, compared to 93.1% in England



94.3% of eligible children in Wiltshire received their HiB/MenC booster by age 2, compared to 91.2% in England



PPV

National data shows that 71.8% of over 65s in Wiltshire received the pneumococcal vaccine, above 69.8% for the whole of England



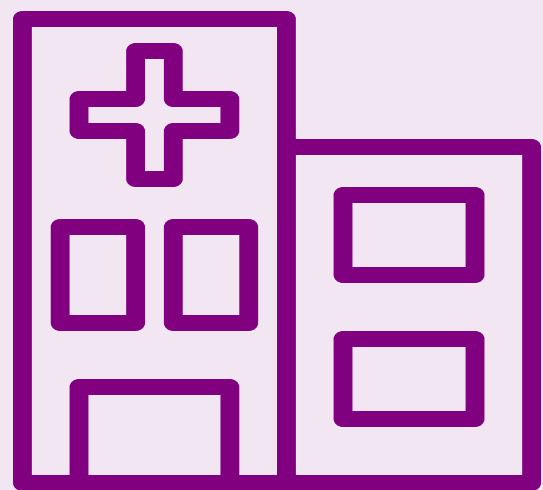
(2)

(1)



Activity and Utilisation Wiltshire

Hospital Admissions




There was a 0.2% rise in A&E attendances from 2013/14 to 2017/18 in Wiltshire, Compared to a 14.5% rise in England

Elective admissions increased by 1.5% in Wiltshire from 13/14 to 17/18, below the England rise of 6.5%

Emergency admissions saw a rise of 14.7% in Wiltshire from 13/14 to 17/18, above the England rise of 11.6%



(1)




The use of community hospital beds in Wiltshire has dropped by 24.4% from 2013/14 to 17/18

There has been a 20.1% rise in the use of intermediate care beds in Wiltshire from 16/17 to 17/18

(2)

Prescriptions



Prescriptions rose by 7.9% from 2014 to 2018 in Wiltshire, compared to a 7.6% rise in England (3)


Social care



There was a 1.7% decrease in Wiltshire for those receiving long term adult social care from 14/15 to 16/17, compared to the England rise of 0.7%

(4)

Out Patient Attendances



Wiltshire saw a 14.5% decrease in 1st OP attendances and a 7.7% decrease in follow-ups from 2013/14 to 17/18, compared to a 19.2% and 13.1% rise in England respectively


(1)



Wider Determinants

Wiltshire

GP Satisfaction



82.4% of Wiltshire patients would recommend their GP to somebody moving to the area. Higher than 77.4% in England overall

(1)

Domestic Abuse



The rate of domestic abuse-related incidents and crimes in Wiltshire was 19.2 per 1,000 of the population, below the England rate of 22.5 per 1,000

(4)

Benefits Claimants



1.4% of Wiltshire residents aged 16-64 years were claiming JSA or the equivalent element of UC. Lower than the 2.1% of England residents

(2)

Carers

14.1 people per 1,000 of the population in Wiltshire are receiving carers allowance, compared to 20 per 1,000 in England

(5)

Fuel Poverty

9.0% of Wiltshire households are living in fuel poverty, compared to 11.1% of England



(3)

Deaths at home

55.4% of deaths in Wiltshire occurred at the usual place of residence, whereas 46% of all deaths in England occurred at the usual place of residence



(6)