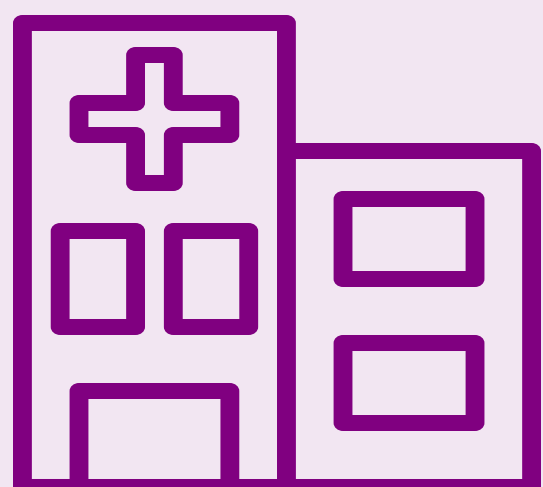




## Activity and Utilisation Wiltshire


### Hospital Admissions



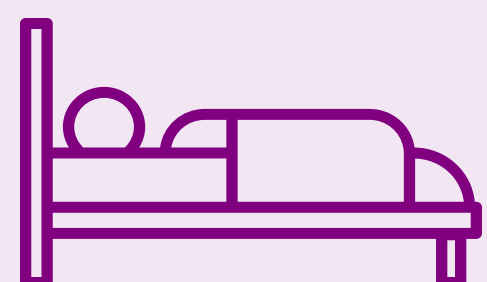
There was a 0.2% rise in A&E attendances from 2013/14 to 2017/18 in Wiltshire, Compared to a 14.5% rise in England

Elective admissions increased by 1.5% in Wiltshire from 13/14 to 17/18, below the England rise of 6.5%

Emergency admissions saw a rise of 14.7% in Wiltshire from 13/14 to 17/18, above the England rise of 11.6%



(1)




The use of community hospital beds in Wiltshire has dropped by 24.4% from 2013/14 to 17/18

There has been a 20.1% rise in the use of intermediate care beds in Wiltshire from 16/17 to 17/18

(2)

### Prescriptions



Prescriptions rose by 7.9% from 2014 to 2018 in Wiltshire, compared to a 7.6% rise in England (3)

### Social care



There was a 1.7% decrease in Wiltshire for those receiving long term adult social care from 14/15 to 16/17, compared to the England rise of 0.7%

(4)

### Out Patient Attendances



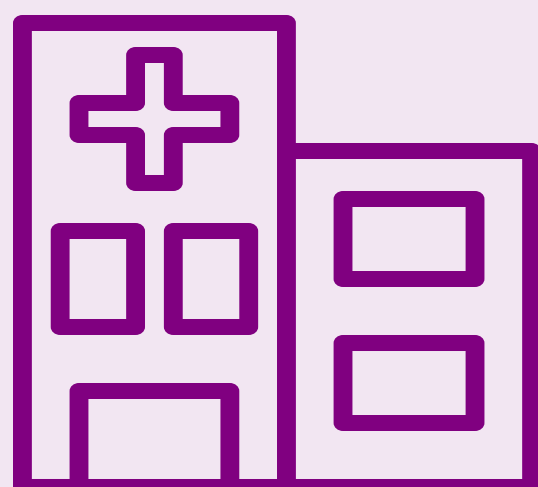
Wiltshire saw a 14.5% decrease in 1st OP attendances and a 7.7% decrease in follow-ups from 2013/14 to 17/18, compared to a 19.2% and 13.1% rise in England respectively

(1)



## Activity and Utilisation NEW


### Hospital Admissions



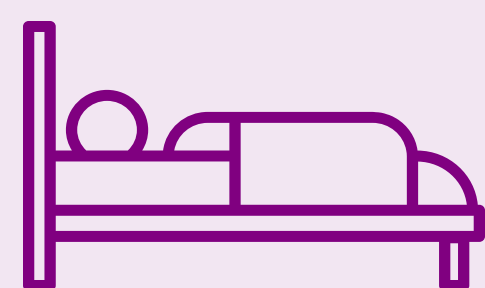
There was a 4.4% fall in A&E attendances from 2013/14 to 2017/18 in NEW, Compared to a 1.6% rise in Wiltshire

Elective admissions increased by 3.2% in NEW from 13/14 to 17/18, below the Wiltshire rise of 4.5%

Emergency admissions saw a rise of 21.6% in NEW from 13/14 to 17/18, below the Wiltshire rise of 20.7%



(1)




The use of community hospital beds in NEW dropped by 16.4% from 2013/14 to 17/18, with the use dropping by 24.4% for the whole of Wiltshire

There has been a 10.1% rise in the use of intermediate care beds in NEW from 16/17 to 17/18, with Wiltshire seeing a rise of 20.1%

(2)

### Prescriptions



Prescriptions rose by 8.7% from 2014 to 2018 in NEW, compared to a 8.7% rise in Wiltshire (3)


### Social care



There was a 1.6% increase in NEW for those receiving long term adult social care from 13/14 to 16/17, compared to the Wiltshire rise of 0.5% (4)

(4)

### Out Patient Attendances



NEW saw a 18.2% decrease in 1st OP attendances and a 6.0% decrease in follow-ups from 2013/14 to 17/18, compared to a 13.1% and 6.6% decrease in Wiltshire respectively

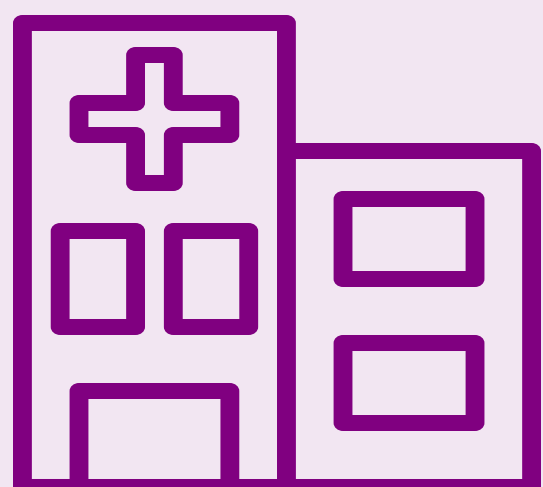
(1)





## Activity and Utilisation Sarum


### Hospital Admissions



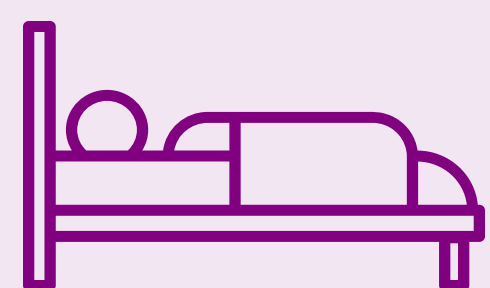
There was a 15.8% rise in A&E attendances from 2013/14 to 2017/18 in Sarum, Compared to a 1.6% rise in Wiltshire

Elective admissions increased by 12.4% in Sarum from 13/14 to 17/18, above the Wiltshire rise of 4.5%

Emergency admissions saw a rise of 24.1% in Sarum from 13/14 to 17/18, above the Wiltshire rise of 20.7%



(1)




The use of community hospital beds in Sarum dropped by 19.7% from 2013/14 to 17/18, with the use dropping by 24.4% for the whole of Wiltshire

There has been a 34.1% rise in the use of intermediate care beds in Sarum from 16/17 to 17/18, with Wiltshire seeing a rise of 20.1%

(2)

### Prescriptions



Prescriptions rose by 9.5% from 2014 to 2018 in Sarum, compared to a 8.7% rise in Wiltshire (3)

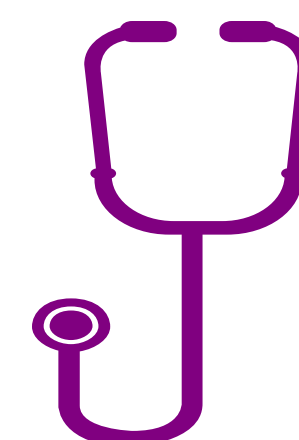
### Social care



There was a 3.8% increase in Sarum for those receiving long term adult social care from 13/14 to 16/17, compared to the Wiltshire rise of 0.5%

(4)

### Out Patient Attendances



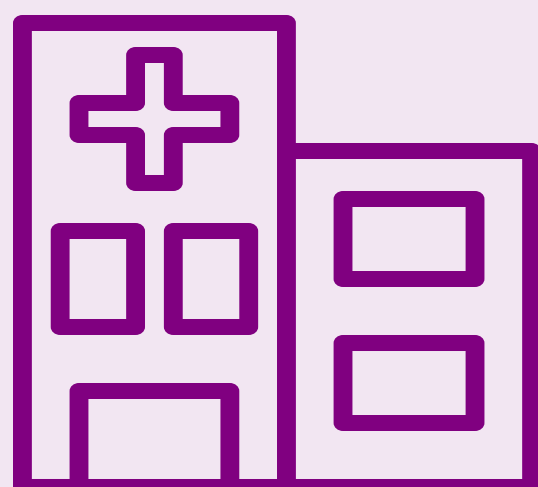
Sarum saw a 7.1% rise in 1st OP attendances and a 6.7% decrease in follow-ups from 2013/14 to 17/18, compared to a 13.1% and 6.6% decrease in Wiltshire respectively

(1)



## Activity and Utilisation West


### Hospital Admissions



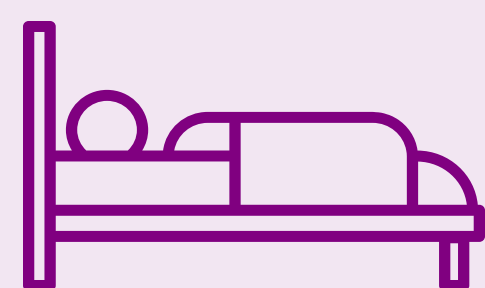
There was a 1.4% fall in A&E attendances from 2013/14 to 2017/18 in West, Compared to a 1.6% rise in Wiltshire

Elective admissions fell by 0.5% in West from 13/14 to 17/18, below the Wiltshire rise of 4.5%

Emergency admissions saw a rise of 17% in West from 13/14 to 17/18, below the Wiltshire rise of 20.7%



(1)




The use of community hospital beds in West dropped by 32.5% from 2013/14 to 17/18, with the use dropping by 24.4% for the whole of Wiltshire

There has been a 10.7% rise in the use of intermediate care beds in West from 16/17 to 17/18, with Wiltshire seeing a rise of 20.1%

(2)

### Prescriptions



Prescriptions rose by 8.0% from 2014 to 2018 in West, compared to a 8.7% rise in Wiltshire (3)


### Social care



There was a 0.5% reduction in West for those receiving long term adult social care from 13/14 to 16/17, compared to the Wiltshire rise of 0.5% (4)

(4)

### Out Patient Attendances



West saw a 22.4% decrease in 1st OP attendances and a 7.0% decrease in follow-ups from 2013/14 to 17/18, compared to a 13.1% and 6.6% decrease in Wiltshire respectively (1)

(1)