




GP Satisfaction



82.4% of Wiltshire patients would recommend their GP to somebody moving to the area. Higher than 77.4% in England overall

(1)

Domestic Abuse



The rate of domestic abuse-related incidents and crimes in Wiltshire was 19.2 per 1,000 of the population, below the England rate of 22.5 per 1,000

(4)

Benefits Claimants



1.4% of Wiltshire residents aged 16-64 years were claiming JSA or the equivalent element of UC. Lower than the 2.1% of England residents

(2)

Carers

14.1 people per 1,000 of the population in Wiltshire are receiving carers allowance, compared to 20 per 1,000 in England

(5)

Fuel Poverty

9.0% of Wiltshire households are living in fuel poverty, compared to 11.1% of England



(3)

Deaths at home

55.4% of deaths in Wiltshire occurred at the usual place of residence, whereas 46% of all deaths in England occurred at the usual place of residence




(6)



Wider Determinants

NEW

GP Satisfaction



85% of NEW patients would recommend their GP to somebody moving to the area. Higher than 83% in Wiltshire overall.

(1)

Domestic Abuse



The rate of domestic abuse-related crimes in NEW was 5.4 per 1,000 of the population, lower than the Wiltshire rate of 6.9 per 1,000

(4)

Benefits Claimants



1.3% of NEW residents aged 16-64 years were claiming JSA or the equivalent element of UC. Lower than the 1.4% of Wiltshire residents

(2)

Carers

18.8 people per 1,000 of the population in NEW are registered as carers, compared to 19.4 per 1,000 in Wiltshire

(5)

Fuel Poverty

8.6% of NEW households are living in fuel poverty, compared to 9% of Wiltshire



(3)

Deaths at home


55% of deaths in NEW occurred at the usual place of residence, 54% of all deaths in Wiltshire occurred at the usual place of residence



(6)



GP Satisfaction



86% of Sarum patients would recommend their GP to somebody moving to the area. Higher than 83% in Wiltshire overall.

(1)

Domestic Abuse



The rate of domestic abuse-related crimes in Sarum was 7.5 per 1,000 of the population, higher than the Wiltshire rate of 6.9 per 1,000

(4)

Benefits Claimants



1.1% of Sarum residents aged 16-64 years were claiming JSA or the equivalent element of UC. Lower than the 1.4% of Wiltshire residents

(2)

Carers

17.3 people per 1,000 of the population in Sarum are registered as carers, compared to 19.4 per 1,000 in Wiltshire

(5)

Fuel Poverty

9.5% of Sarum households are living in fuel poverty, compared to 9% of Wiltshire



(3)

Deaths at home


54% of deaths in Sarum occurred at the usual place of residence, 54% of all deaths in Wiltshire occurred at the usual place of residence



(6)



GP Satisfaction



80% of West patients would recommend their GP to somebody moving to the area. Lower than 83% in Wiltshire overall.

(1)

Domestic Abuse



The rate of domestic abuse-related crimes in West was 8 per 1,000 of the population, higher than the Wiltshire rate of 6.9 per 1,000

(4)

Benefits Claimants



1.7% of West residents aged 16-64 years were claiming JSA or the equivalent element of UC. higher than the 1.4% of Wiltshire residents

(2)

Carers

21.6 people per 1,000 of the population in West are registered as carers, compared to 19.4 per 1,000 in Wiltshire

(5)

Fuel Poverty

8.9% of West households are living in fuel poverty, compared to 9% of Wiltshire



(3)

Deaths at home

53% of deaths in West occurred at the usual place of residence, 54% of all deaths in Wiltshire occurred at the usual place of residence



(6)