



### Cancer


In 2017 Cancer Was the leading cause of death in Wiltshire, accounting for 27% of all deaths and 44% of under 75s (1)

Cancer accounted for 9% of hospital admissions in Wiltshire during 2017/18 (2)

### Cancer mortality

Cancer mortality in Wiltshire for under 75s was 118 per 100,000, compared to 136 per 100,000 in England (3)

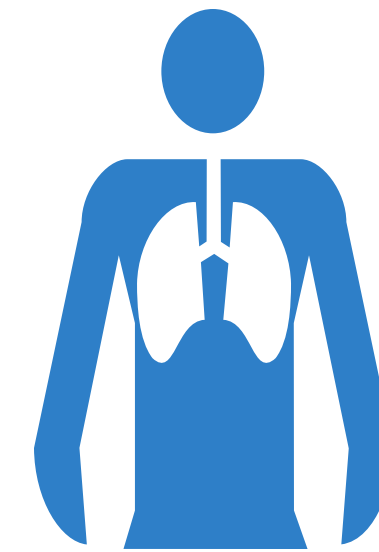
### Cardiovascular Disease



Cardiovascular disease accounting for 26% of all deaths in Wiltshire and 20% of under 75s

(1)

### COPD



COPD has a registered prevalence of 1.8% in Wiltshire, compared to 1.9% in England. With a diagnosis rate of 19.2% in Wiltshire compared to 23.3% in England (4)

1386 people per 100,000 were admitted due to respiratory conditions in Wiltshire in 2017/18, compared to 1876 per 100,000 in England (2)

Respiratory causes accounted for 12% of all deaths in Wiltshire and 9% of under 75s

(1)

### Mental Health

There is a 0.8% registered prevalence of Mental Health conditions in Wiltshire, compared to 0.9% for England

(4)



### Cancer

In 2017 Cancer accounted for 25% of all deaths in NEW and 41% of deaths in under 75s compared to 27% and 44% respectively in Wiltshire.

(1)

### Cancer mortality

Cancer mortality in NEW for under 75s is 103 per 100,000, compared to 118 per 100,000 in Wiltshire

(2)

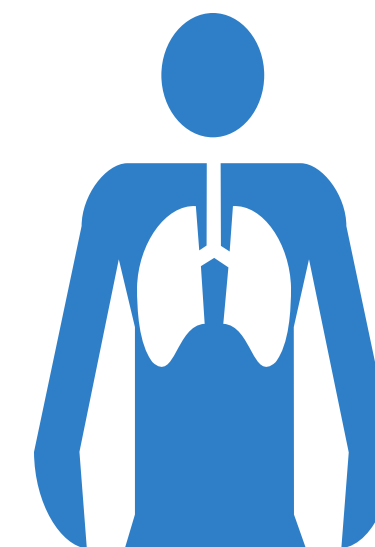
### Cardiovascular Disease



Cardiovascular disease was the leading cause of death, accounting for 26% of all deaths in NEW and 23% of under 75s, compared to 26% and 21% respectively in Wiltshire

(1)

### COPD



COPD has a registered prevalence of 1.5% in NEW, compared to 1.8% in Wiltshire. With a diagnosis rate of 16.6% in NEW compared to 19.2% in Wiltshire

(3)

1,446 per 100,000 people in NEW were admitted for respiratory causes, compared to 1,386 per 100,000 in Wiltshire

(4)

Respiratory causes accounted for 13% of all deaths in NEW and 8% of under 75s, compared to 12% and 9% respectively in Wiltshire

(1)

### Mental Health

There is a 0.7% registered prevalence of Mental Health conditions in NEW, compared to 0.8% for Wiltshire

(3)



### Cancer

In 2017 Cancer accounted for 26% of all deaths in Sarum and 41% of deaths in under 75s compared to 27% and 44% respectively in Wiltshire. (1)

### Cancer mortality

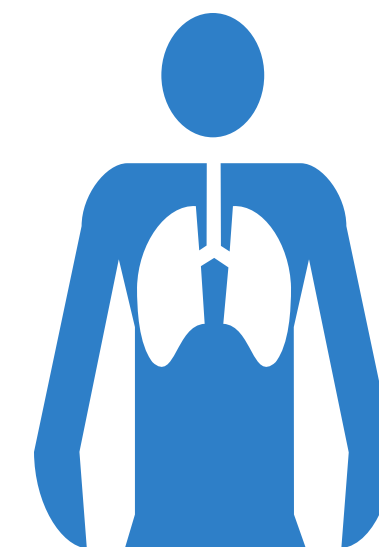
Cancer mortality in Sarum for under 75s is 108 per 100,000, compared to 118 per 100,000 in Wiltshire (2)

### Cardiovascular Disease



Cardiovascular disease was the leading cause of death, accounting for 28% of all deaths in Sarum and 22% of under 75s, compared to 26% and 21% respectively in Wiltshire (1)

### COPD



COPD has a registered prevalence of 1.9% in Sarum, compared to 1.8% in Wiltshire. With a diagnosis rate of 19.5% in Sarum compared to 19.2% in Wiltshire (3)

1,404 per 100,000 people in Sarum were admitted for respiratory causes, compared to 1,386 per 100,000 in Wiltshire (4)

Respiratory causes accounted for 12% of all deaths in Sarum and 10% of under 75s, compared to 12% and 9% respectively in Wiltshire (1)

### Mental Health

There is a 0.9% registered prevalence of Mental Health conditions in Sarum, compared to 0.8% for Wiltshire (3)



### Cancer

In 2017 Cancer was the leading cause of death, accounting for 31% of all deaths in West and 51% of deaths in under 75s compared to 27% and 44% respectively in Wiltshire.


(1)

### Cancer mortality

Cancer mortality in West for under 75s is 131 per 100,000, compared to 118 per 100,000 in Wiltshire

(2)

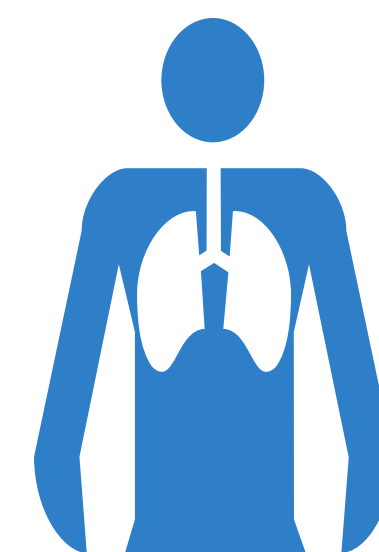
### Cardiovascular Disease



Cardiovascular disease accounted for 25% of all deaths in West and 16% of under 75s, compared to 26% and 21% respectively in Wiltshire

(1)

### COPD



COPD has a registered prevalence of 1.9% in West, compared to 1.8% in Wiltshire. With a diagnosis rate of 20% in West compared to 19.2% in Wiltshire

(3)

1,362 per 100,000 people in West were admitted for respiratory causes, compared to 1,386 per 100,000 in Wiltshire

(4)

Respiratory causes accounted for 12% of all deaths in West and 8% of under 75s, compared to 12% and 9% respectively in Wiltshire

(1)

### Mental Health

There is a 0.9% registered prevalence of Mental Health conditions in West, compared to 0.8% for Wiltshire

(3)