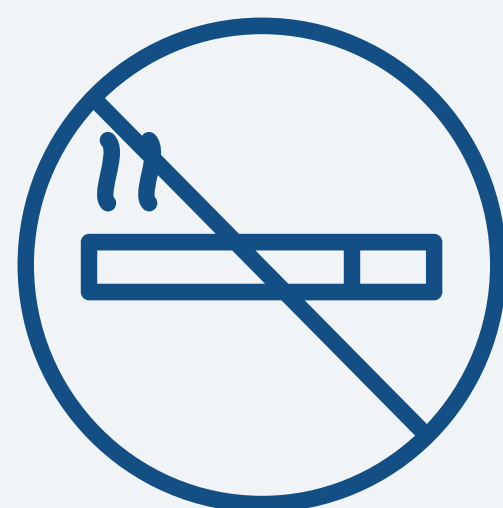




Smoking



In 2016/17 1,184 per 100,000 of smokers in Wiltshire had successfully quit smoking at 4 weeks, compared 1,627 per 100,000 in England (1)

Screening



79% of eligible women in Wiltshire were screened for breast cancer in 2017, with 75.4% in England being screened

75.9% of eligible women in Wiltshire were screened for cervical cancer in 2017, above England at 72%



63.9% of eligible people in Wiltshire were screened for bowel cancer in 2017, compared to 58.8% for England (4)

Obesity

In 2016/17 the prevalence of adult obesity in Wiltshire was 9.3%, below the England prevalence of 9.7%



(2)


In 2016/17 21.5% of reception year children in Wiltshire were overweight or obese, below the England prevalence of 22.6%

In 2016/17 28.3% of year 6 children in Wiltshire were overweight or obese, below the England prevalence of 34.2%

(3)

Injury

9.8 under 15 year olds per 1,000 in Wiltshire were admitted due to injury in 2016/17, below the England rate of 10.1 per 1,000



(5)

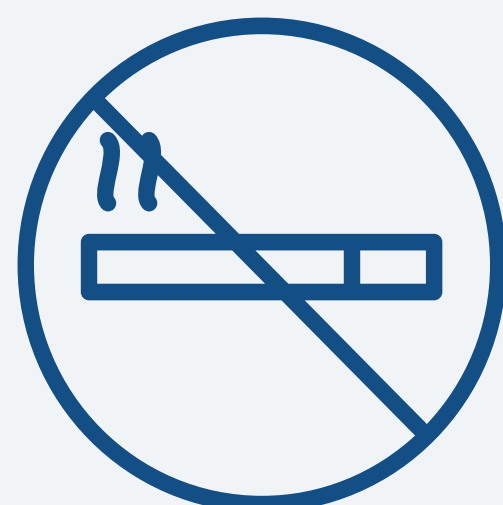


The admission rate due to falls in Wiltshire was 2,010 per 100,000 people, below England's rate of 2,110 per 100,000

(6)



Smoking



In 2017/18 59.3% of smokers in NEW had successfully quit smoking 4 weeks after their quit date, compared to 56.3% for Wiltshire

(1)

Obesity

In 2016/17 the prevalence of adult obesity in NEW was 9.1%, below the Wiltshire prevalence of 9.3%




(2)

From 2014/15 to 16/17 18.3% of reception year children in NEW were overweight or obese, below the Wiltshire average of 19.3%

From 2014/15 to 16/17 26.1% of year 6 children in NEW were overweight or obese, lower than the Wiltshire average of 26.7%

(3)

The rate for using the Health Trainer service in NEW is 1.6 per 1,000 people, below the Wiltshire rate of 1.9



(4)

Screening



76.9% of eligible women in NEW were screened for breast cancer in 2016/17, with 76.2% in Wiltshire being screened

79.3% of eligible women in NEW were screened for cervical cancer in 2016/17, above Wiltshire at 78.4%




64.5% of eligible people in NEW were screened for bowel cancer in 2016/17, compared to 64.8% for Wiltshire

(5)

Injury

9.8 under 18 year olds per 1,000 in NEW were admitted due to injury from 2013/14 to 15/16, below the Wiltshire rate of 11.2 per 1,000



(6)

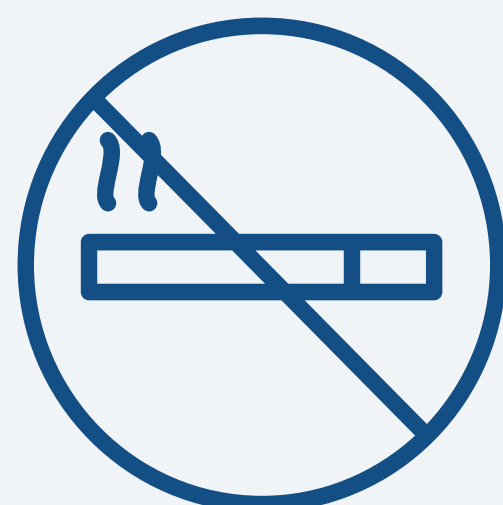


The admission rate due to falls in NEW was 1,913 per 100,000 people, below Wiltshire's rate of 2,082 per 100,000

(7)



Smoking



In 2017/18 53.2% of smokers in Sarum had successfully quit smoking 4 weeks after their quit date, compared to 56.3% for Wiltshire

(1)

Obesity

In 2016/17 the prevalence of adult obesity in Sarum was 9.1%, below the Wiltshire prevalence of 9.3%




(2)

From 2014/15 to 16/17 19% of reception year children in Sarum were overweight or obese, below the Wiltshire average of 19.3%

From 2014/15 to 16/17 26.7% of year 6 children in Sarum were overweight or obese, in line with the Wiltshire average of 26.7%

(3)

The rate for using the Health Trainer service in Sarum is 1.8 per 1,000 people, below the Wiltshire rate of 1.9



(4)

Screening



75.4% of eligible women in Sarum were screened for breast cancer in 2016/17, with 76.2% in Wiltshire being screened

78.6% of eligible women in Sarum were screened for cervical cancer in 2016/17, above Wiltshire at 78.4%



65.2% of eligible people in Sarum were screened for bowel cancer in 2016/17, compared to 64.8% for Wiltshire

(5)

Injury

12 under 18 year olds per 1,000 in Sarum were admitted due to injury from 2013/14 to 15/16, above the Wiltshire rate of 11.2 per 1,000



(6)



The admission rate due to falls in Sarum was 2,282 per 100,000 people, above Wiltshire's rate of 2,082 per 100,000

(7)



Smoking



In 2017/18 55.7% of smokers in West had successfully quit smoking 4 weeks after their quit date, compared to 56.3% for Wiltshire

(1)

Obesity

In 2016/17 the prevalence of adult obesity in West was 9.8%, above the Wiltshire prevalence of 9.3%




(2)

From 2014/15 to 16/17 20.4% of reception year children in West were overweight or obese, above the Wiltshire average of 19.3%

From 2014/15 to 16/17 27.3% of year 6 children in West were overweight or obese, higher than the Wiltshire average of 26.7%

(3)

The rate for using the Health Trainer service in West is 2.2 per 1,000 people, above the Wiltshire rate of 1.9



(4)

Screening



76.1% of eligible women in West were screened for breast cancer in 2016/17, with 76.2% in Wiltshire being screened

77.5% of eligible women in West were screened for cervical cancer in 2016/17, below Wiltshire at 78.4%




64.7% of eligible people in West were screened for bowel cancer in 2016/17, compared to 64.8% for Wiltshire

(5)

Injury

12.1 under 18 year olds per 1,000 in West were admitted due to injury from 2013/14 to 15/16, above the Wiltshire rate of 11.2 per 1,000



(6)



The admission rate due to falls in West was 2,058 per 100,000 people, below Wiltshire's rate of 2,082 per 100,000

(7)