



## Demographics and Overarching Indicators

### Population<sup>(1)</sup>

Wiltshire has an estimated population of 488,400 persons



### 0-19 Yrs


23% of people are aged 19 or below

### 20-64 Yrs

56% of people are between 20-64 years


### 65+ Yrs

21% of people are aged over 65 years



7% increase in population from 2016 to 2030<sup>(2)</sup>

### Life Expectancy & Healthy Life Expectancy<sup>(3)</sup>



Life expectancy 80.8 Yrs

Healthy life expectancy 64.8 Yrs

Life expectancy 84.0 Yrs

Healthy life expectancy 66.8 Yrs

### Deprivation<sup>(4)</sup>



20,800 people (4%) in Wiltshire live in the nationally most deprived quintile of areas. 145,600 people (30%) in Wiltshire live in the nationally least deprived quintile of areas.



Data Sources (1) 2016 Mid Year Population Estimates, Office for National Statistics, (2) Population projections, Office of National Statistics, 2016, (3) Local Life Expectancy Calculation based on Mortality Rates and Mid Year Population Estimates, Office for National Statistics 2013-2015 (4) Local Deprivation Calculation based on Index of Multiple Deprivation, Department for Communities and Local Government, 2015



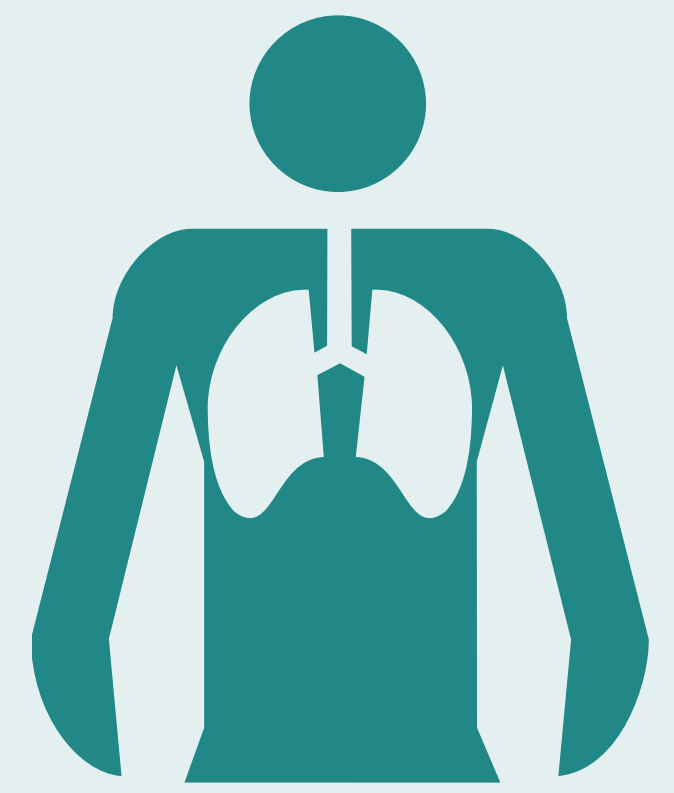
## Demographics and Overarching Indicators

### Causes of death all ages<sup>(1)</sup>



28% of people died from cancer

25% of people died from cardiovascular disease



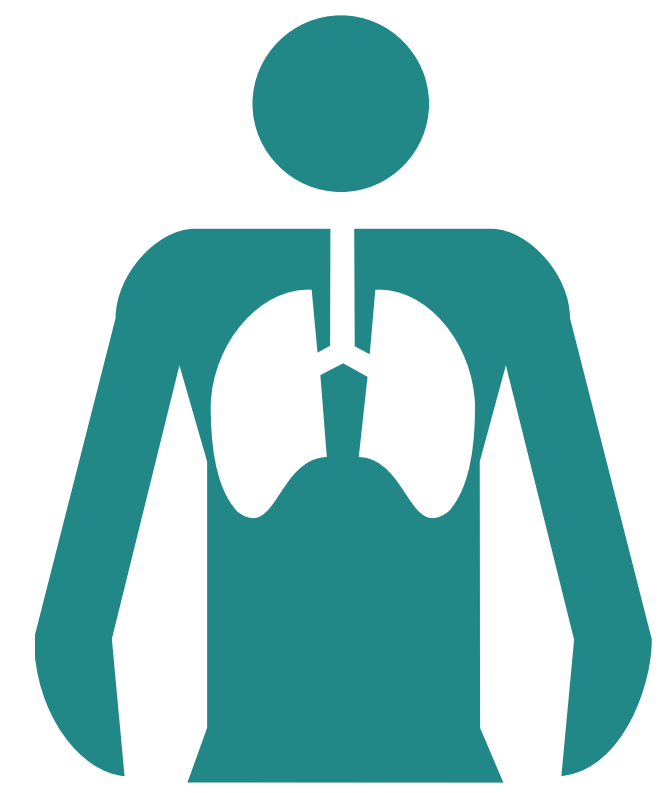
12% of people died from respiratory disease

### Causes of death in those under 75<sup>(1)</sup>



44% of people under 75 died from cancer

20% of people under 75 died from cardiovascular disease



8% of people under 75 died from respiratory disease